

TOILET PARTITION HARDWARE

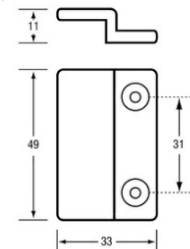
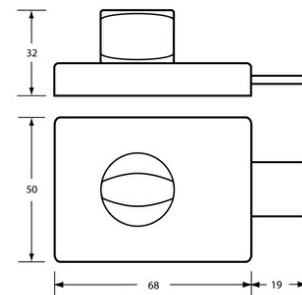
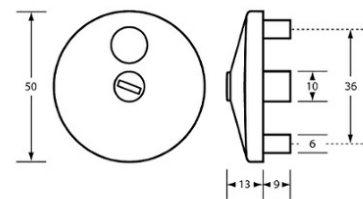


300_LOCK_SCP

300 Series Lock & Indicator Set - Concealed Fix

Specification

Components	Indicator Turnbolt Lift Off Staple
Material	Indicator: Brass Turnbolt: Diecast Zinc, Alloy ZP3 Lift Off Staple: Diecast Zinc, Alloy ZP3 with ABS Snap On Cover
Finish/Specify	300_LOCK_SCP: Satin Chrome Plate 300_LOCK_BCP: Bright Chrome Plate
Mounting	Concealed Screw Fix Surface Mounted Supplied with universal fixing pack to suit board thickness variation between 12mm to 38mm For board thickness outside this range please contact the Metlam Australia Customer Service Team on 1300 Metlam



Downloads & Resources

Care & Maintenance

Installation instructions

Associated Videos

It's time to define luxury with the all-new Sera Lock & Indicator Set

Stainless Steel Cleaning & Maintenance

Accessibility and safety features of Metlam Australia Toilet Partition Hardware and how to use them

Troubleshooting your Metlam Australia Lock & Indicator Sets

The photographs and line drawings of the products presented above are representational only. Metlam Australia Pty Ltd reserves the right to, and from time to time, make changes and improvements in design and dimensions.